

About the Beginning to read profiles

The profile sequence is intended for any five- or six-year-old or for seven-year-olds with minor to no problems or for eight-year-olds with major problems.


Preparations: Working in small groups, tell the children you are going to teach them how each sound is made in their speech, and how each of these sounds is written. Start with sounds that obey 1-to-1-mapping, i.e. no digraphs. Model each sound clearly and insist that the children watch your mouth. When all children can make the sound both at the beginning and at the end of several three-sound words, introduce the letter that represents it in print. When the child has memorized a subset of phoneme/letter relationships, she can begin to learn the elements of the alphabetic system. These are how to segment or separate phonemes in two- and three-sound words into isolated sounds: /c/ /a/ /t/, how to blend sounds back into a word, 'cat', and how to listen for changes in sounds in series of words, 'cat'>'cap'>'cup'>.... The child must have been introduced to a few of these letters in form of e.g. movable alphabet tiles and have a good understanding of the corresponding sounds. If you purchase alphabetic tiles, make sure digraphs are printed together on the same tile. ¹⁾

Important: Never mention letter names at this stage. The *letter {b}* stands for the *sound [b]*, not for 'beee' and not for 'buuh'.

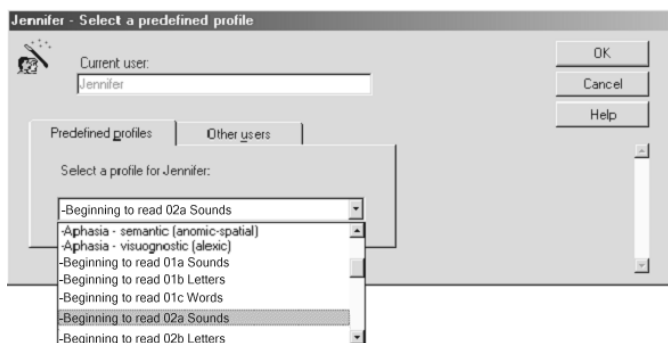
How to create an exercise archive based on the Beginning to read profiles for your pupil



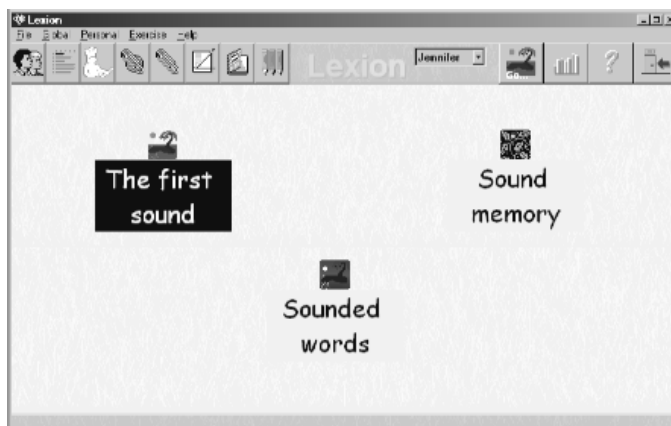
When you wish to give the current Lexion user the exercises of a predefined profile, Click or

press F4. Then click on  and the Profiles window will appear.


Find one of the *Beginning to read* profiles and select it. Click OK.



The exercises are created and ready to use. You may modify the settings as usual if you find some of them inappropriate for your particular user.



Exercises and lists of all the **Beginning to read** profiles



The exercise Sound and picture

- | | | |
|-------------------|--------------|--|
| Sound and letter | PHONLC01.LST | Select the letter. 1: aeiou pfs lower case. Recordings |
| Sound and letter | PHONLC02.LST | Select the letter. 2: aeiou pbtdkcgfvsz, lower case. Recordings |
| Sound and letter | PHONLC03.LST | Select the letter. 3: aeiou pbtdkcgfvszjmn, lower case. Recordings |
| Sound and letter | PHONLC04.LST | Select the letter. 4: aeiou pbtdkcgfvszjmnhw, lower case. Recordings |
| Sound and letter | PHONLC05.LST | Select the letter. 5: aeiou pbtdkcgfvszjmnhwlr, lower case. Recordings |
| Sound and digraph | PHONLC06.LST | Select the letters. 6: consonant digraphs, lower case. Recordings |



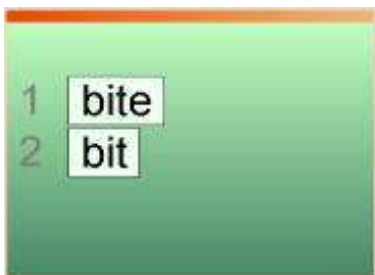
The exercise Minimal pairs

- | | | |
|------------------|--------------|---|
| The first sound | PHONSND0.LST | Contrasting sounds, ptkfs. Pictures. Recordings |
| The first sound | PHONSND1.LST | Contrasting sounds, pbtdkcfvsz. Pictures. Recordings |
| The first sound | PHONSND2.LST | Contrasting sounds, pbtdkcfvszjmn. Pictures. Recordings |
| The first sound | PHONSND3.LST | Contrasting sounds, pbtdkcfvszjmnhw. Pictures. Recordings |
| The first sound | PHONSND4.LST | Contrasting sounds, pbtdkcfvszjmnhwlr. Pictures. Recordings |
| The first sound | PHONSND5.LST | Contrasting sounds, all+sh ch th, 5-6 yrs. Pictures. Recordings |
| Long or short OO | MPOO.LST | Realize distinction long/short oo. (Lines.) Recordings |



The exercise First letter

- | | | |
|----------------|------------|---|
| Build the word | FLLSC3.LST | First letter (3 letters). LSC. Pictures. Recordings |
| Build the word | FLLSC4.LST | First letter (4 letters). LSC. Pictures. Recordings |



The exercise Long/short vowel

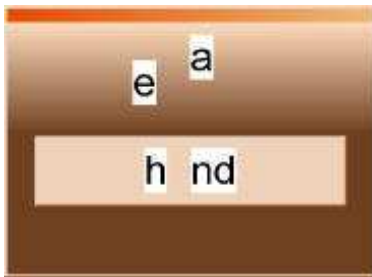
- | | | |
|-------------|--------------|---|
| Bit or bite | DURSLNT1.LST | Long vowel always. Easy words. Recordings |
|-------------|--------------|---|

Plan or plane DURS LNT2.LST Long or short vowel. Easier words. Recordings
 Fit feet Long-short vowel DURVOW1.LST Long or short vowel (feel-fill fool-full etc). Recordings
 Dark duck Long-short vowel DURVOW2.LST Long or short vowel (dark-duck fawned-fond etc). Recordings




The exercise Belong together

Belong together UPLow.LST Match upper with lower case. Comic sans MS. (Step 5)




The exercise J and NG

Beginning to read BEGIN_01.LST Beginning to read 1 (VC, CVC) (ptfs) Recordings
 Beginning to read BEGIN_01.LST Beginning to read 1 (CVC ordered) (ptfs) Recordings
 Beginning to read BEGIN_02.LST Beginning to read 2 (VC, CVC) (pbtdkcfvsz) Recordings
 Beginning to read BEGIN_03.LST Beginning to read 3 (VC, CVC) (pbtdkcfvszjmn) Recordings
 Beginning to read BEGIN_04.LST Beginning to read 4 (VC, CVC) (pbtdkcfvszjmnhw) Recordings
 Beginning to read BEGIN_05.LST Beginning to read 5 (VC, CVC) (pbtdkcfvszjmnhwlr) Recordings
 Beginning to read BEGIN_06.LST Beginning to read 6 (consonant digraphs) (sh ch th ng ck kw) Recordings
 Beginning to read BEGIN_07.LST Beginning to read 7 (e-controlled vowel transformation, bit-bite, etc.)
 Beginning to read BEGIN_08.LST Beginning to read 8 (CCVC clusters) Recordings
 Beginning to read BEGIN_09.LST Beginning to read 9 (e-controlled vowel transformation, plan-plane, etc.)
 Beginning to read BEGIN_10.LST Beginning to read 10 (CVCC, CCVCC, CCCVC clusters, -ff -ss -ll)
 Beginning to read BEGIN_11.LST Beginning to read 11 (plurals) Recordings
 Beginning to read BEGIN_12.LST Beginning to read 12 (vowels spelt with O) Recordings
 Beginning to read BEGIN_13.LST Beginning to read 13 (vowel followed by R) Recordings
 Beginning to read BEGIN_14.LST Beginning to read 14 (k or c or ck, and x/ks, x/cks) Recordings
 Beginning to read BEGIN_15.LST Beginning to read 15 (the vowel sound aw) Recordings
 Beginning to read BEGIN_16.LST Beginning to read 16 (the letter Y) Recordings
 Beginning to read BEGIN_17.LST Beginning to read 17 (the letter C) Recordings
 Beginning to read BEGIN_18.LST Beginning to read 18 (easy vowel digraphs) Recordings
 Beginning to read BEGIN_19.LST Beginning to read 19 (other vowel digraphs) Recordings
 Beginning to read BEGIN_20.LST Beginning to read 20 (all vowel digraphs) Recordings



The exercise SH and CH

Double L BEGINDL.LST Beginning to read. Double final L. Pictures. Recordings (Step 5+6)
 Double end BEGINLFS.LST Beginning to read. Double final LFS. Pictures. Recordings (Step 10)



The exercise What vowel?

Vowel spellings	BEGINV18.LST Vowel spellings (ai ay oi oy). Simple words. Pictures. Recordings
Vowel spellings	BEGINV19.LST Vowel spellings (au ea ee eo ie oa ou ue ui). Simple words. Pictures. Recordings
Vowel spellings	BEGINV20.LST Vowel spellings (e--e augh eigh igh ough). Simple words. Pictures. Recordings



The exercise Sound memory

Sound memory	18.LST Step 02> Basic
Sound memory	18.LST Step 05 No digraphs
Sound memory	18.LST Step 06> Mixed



The exercise Sound split

Sound split	BEGINS01.LST Beginning to read: Split & assemble, pths. Recordings
Sound split	BEGINS02.LST Beginning to read: Split & assemble, pbtckgfvosz. Recordings
Sound split	BEGINS03.LST Beginning to read: Split & assemble, pbtckgfvoszjmn. Recordings
Sound split	BEGINS05.LST Beginning to read: Split & assemble, pbtckgfvoszjmnhwlr. Recordings
Sound split	BEGINS06.LST Beginning to read: Split & assemble, sh ch th ng ck kw. Recordings
Sound split	BEGINS08.LST Beginning to read: Split & assemble, CCVC clusters. Recordings
Sound split	BEGINS10.LST Beginning to read: Split & assemble, other clusters and final ff ss ll. Recordings
Sound split	BEGINS12.LST Beginning to read: Split & assemble, vowels spelt with O. Recordings
Sound split	BEGINS13.LST Beginning to read: Split & assemble, vowel followed by R. Recordings
Sound split	BEGINS14.LST Beginning to read: Split & assemble, k c ck x. Recordings
Sound split	BEGINS15.LST Beginning to read: Split & assemble, the vowel sound aw. Recordings
Sound split	BEGINS16.LST Beginning to read: Split & assemble, the letter Y. Recordings
Sound split	BEGINS17.LST Beginning to read: Split & assemble, the letter C. Recordings
Sound split	BEGINS18.LST Beginning to read: Split & assemble, vowel digraphs, oi oy ai ay. Recordings
Sound split	BEGINS19.LST Beginning to read: Split & assemble, other vowel digraphs. Recordings
Sound split	BEGINS20.LST Beginning to read: Split & assemble, all vowel digraphs. Recordings



The exercise Write the word

- Write the word LSCW3X.LST LSC words, 3 letters, only CVC. Pictures. Recordings
- Write the word BEGINW06.LST Beginning to read 6: Consonant digraphs. Pictures. Recordings
- Write the word BEGINW07.LST Beginning to read 7: e-controlled vowel, bite, etc. Pictures Recordings
- Write the word BEGINW08.LST Beginning to read 8: CCVC words. Pictures Recordings
- Write the word BEGINW09.LST Beginning to read 9: e-controlled vowel, plane, etc. Pictures. Recordings
- Write the word BEGINW10.LST Beginning to read 10: CVCC, CCVCC, CCCVC, ff, ss, ll. Pictures. Recordings
- Write the word BEGINW11.LST Beginning to read 11: plurals. Recordings
- Write the word BEGINW12.LST Beginning to read 12: vowels spelt with O. Pictures. Recordings
- Write the word BEGINW13.LST Beginning to read 13: vowel followed by R. Pictures. Recordings
- Write the word BEGINW14.LST Beginning to read 14: k c ck x ks cks. Pictures. Recordings
- Write the word BEGINW15.LST Beginning to read 15: the vowel sound aw. Pictures. Recordings
- Write the word BEGINW16.LST Beginning to read 16: the letter Y. Pictures. Recordings
- Write the word BEGINW17.LST Beginning to read 17: the letter C. Pictures. Recordings
- Write the word BEGINW18.LST Beginning to read 18: oi oy ai ay. Pictures. Recordings
- Write the word BEGINW19.LST Beginning to read 19: other vowel digraphs. Pictures. Recordings
- Write the word BEGINW20.LST Beginning to read 20: all vowel digraphs. Pictures. Recordings



The exercise Find the picture

Also in Arrange letters as they obey letter-sound correspondence:

- Sounded words FPLSCSN0.LST LSC words - 3 letters, pbtckcgfvsz. Sounded phonemes! Pictures. Recordings
- Sounded words FPLSCSN1.LST LSC words - 3 letters, pbtckcgfvszjxjmnhwlr. Sounded phonemes! Pictures. Recordings
- Digraphs etc. No letter-sound correspondence:
- Sounded words BEGINF06.LST Basic words - sh ch th ng kw. Sounded phonemes! Pictures. Recordings
- Sounded words BEGINF08.LST Basic words - CCVC clusters. Sounded phonemes! Pictures. Recordings
- Sounded words BEGINF10.LST Basic words - CVCC, CCVCC, CCCVC clusters. Sounded phonemes! Pictures. Recordings



The exercise Listen to words *With the setting Also write, titled 'Read write'

Read right word*	BEGINL02.LST	pbtckgfvz	TWO OPTIONS
Read right word	BEGINL03.LST	pbtckgfvzsjm	
Read right word	BEGINL05.LST	pbtckgfvzsjmnhwlr, ll	
Read right word	BEGINL06.LST	Beginning to read: words with sh ch th ng ck kw. Recordings	
Read right word	BEGINL07.LST	Beginning to read: e-controlled vowel, bit-bite, etc. Recordings	
Read right word	BEGINL08.LST	Beginning to read: CCVC clusters. Recordings	
Read right word	BEGINL09.LST	Beginning to read: e-controlled vowel, plan-plane, etc. Recordings	
Read right word	BEGINL10.LST	Beginning to read: all clusters and ff ss ll. Recordings	



The exercise Arrange letters

Arrange letters	BEGINA02.LST	Beginning to read: pbtckgfvz. Pictures. Recordings
Arrange letters	BEGINA03.LST	Beginning to read: pbtckgfvzsjm. Pictures. Recordings
Arrange letters	BEGINA05.LST	Beginning to read: pbtckgfvzsjmnhwlr. Pictures. Recordings
Arrange letters	BEGINA07.LST	Beginning to read: e-controlled vowel transformation, bit-bite, etc.
Arrange letters	BEGINA08.LST	Beginning to read: CCVC clusters. Pictures. Recordings
Arrange letters	BEGINA09.LST	Beginning to read: e-controlled vowel transformation, plan-plane, etc.
Arrange letters	BEGINA10.LST	Beginning to read: CCVC, CVCC, CCVCC, CCCVC clusters.
Arrange letters	BEGINA11.LST	Beginning to read: plurals. Pictures. Recordings
Arrange letters	BEGINA13.LST	Beginning to read: vowel followed by R. Pictures. Recordings
Arrange letters	BEGINA14.LST	Beginning to read 14: k c ck x ks cks. Pictures. Recordings
Arrange letters	BEGINA15.LST	Beginning to read 15: the vowel sound aw. Pictures. Recordings
Arrange letters	BEGINA16.LST	Beginning to read 16: the letter Y. Pictures. Recordings
Arrange letters	BEGINA17.LST	Beginning to read 17: the letter C. Pictures. Recordings
Arrange letters	BEGINA18.LST	Beginning to read 18: oi oy ai ay. Pictures. Recordings
Arrange letters	BEGINA19.LST	Beginning to read 19: other vowel digraphs. Pictures. Recordings
Arrange letters	BEGINA20.LST	Beginning to read 20: all vowel digraphs. Pictures. Recordings

Also used in Find the picture:

Arrange letters	FPLSCSN0.LST	LSC words - 3 letters, pbtckgfvz. Sounded phonemes!
Arrange letters	FPLSCSN1.LST	LSC words - 3 letters, pbtckgfvzsjmnhwlr. Sounded phonemes!



The exercise Odd one out

How many sounds?	BEGINQ01.LST	Count the sounds (2-3) Quantity pictures. Recordings.
How many sounds?	BEGINQ03.LST	Count the sounds (2-3) Quantity pictures. Recordings.
How many sounds?	BEGINQ05.LST	Count the sounds (2-4) Quantity pictures. Recordings.
How many sounds?	BEGINQ06.LST	Count the sounds (2-4) Quantity pictures. Recordings.
How many sounds?	BEGINQ07.LST	Count the sounds (2-3) Quantity pictures. Recordings.

How many sounds? BEGINQ08.LST Count the **sounds** (3-4) Quantity pictures. Recordings.
How many sounds? BEGINQ09.LST Count the **sounds** (3-4) Quantity pictures. Recordings.
How many sounds? BEGINQ10.LST Count the **sounds** (2-5) Quantity pictures. Recordings.



The exercise Memory

Syllable memory MEMSYLL2.LST Syllable memory. CCV syllables. White cards. Recordings
Syllable memory BEGINSY1.LST Beginning to read 8: CCV syllables. Text cards. Recordings
Syllable memory MEMSYLL5.LST Syllable memory. CCCV syllables. White cards. Recordings
Syllable memory BEGINSY2.LST Beginning to read 10: CCCV syllables. Text cards. Recordings

The steps of the "Basic code" strategy ¹⁾

- 01 **ptfs**
- 02 **pbtdkgfvsz**
- 03 **pbtdkcgfvszjmn**
- 04 **pbtdkcgfvszjmnhw**
- 05 **pbtdkcgfvszjmnhwlr ll**
- 06 **sh ch th ng ck kw**
- 07 bit-bite, etc. **a--e i--e o--e u--e**
- 08 **CCVC** clusters
- 09 plan-plane, etc. (initial cluster)
- 10 **CVCC, CCVCC, CCCVC** clusters, final **ff ss ll**
- 11 plurals
- 12 vowels spelt with o: **oo oo ou oi**
- 13 vowel followed by r: **ar er ir or ur**
- 14 **k** or **c** or **ck** and **x** or **ks** and **x** or **cks**
- 15 the vowel sound **aw**
- 16 the letter **y**
- 17 the letter **c**
- 18 easy new vowel digraphs, **oi oy ai ay**
- 19 other new vowel digraphs, **au ea ee eo ie oa ou ue ui uy**
- 20 all vowel digraphs introduced so far (**a--e i--e o--e u--e oo oo ar er ir or ur aw ai ay ey oi oy au ea ee eo ie oa ou ue ui uy**) with the addition of **e--e augh eigh igh ough**.

The Profiles

aeiou ptkfs

Beginning to read 01a Sounds

The first sound PHONSND0.LST Contrasting sounds, ptkfs. Pictures. Recordings
How many sounds? BEGINQ01.LST Count the **sounds** (2-3) Quantity pictures. Recordings.

Beginning to read 01b Letters

Sound and letter PHONLC01.LST Select the letter. 1: aeiou ptkfs lower case. Recordings
Beginning to read BEXIN_01.LST Beginning to read 1 (CVC ordered) (ptkfs) Recordings

Beginning to read 01c Words

Beginning to read BEGIN_01.LST Beginning to read 1 (VC, CVC) (ptkfs) Recordings
Sound split BEGINS01.LST Beginning to read: Split & assemble, ptkfs. Recordings

aeiou pbtdkcgfvsz

Beginning to read 02a Sounds

The first sound PHONSND1.LST Contrasting sounds, pbtdkcgfvsz. Pictures. Recordings
Sound memory 18.LST *Basic*
Sounded words FPLSCSN0.LST LSC words - 3 letters, pbtdkcgfvsz. Sounded phonemes!
Pictures. Recordings

Beginning to read 02b Letters

Sound and letter PHONLC02.LST Select the letter. 2: aeiou pbtdkcgfvsz, lower case. Recordings
Beginning to read BEGIN_02.LST Beginning to read 2 (VC, CVC) (pbtdkcgfvsz) Recordings

Beginning to read 02c Words

Beginning to read BEGIN_02.LST Beginning to read 2 (VC, CVC) (pbtdkcgfvsz) Recordings
Sound split BEGINS02.LST Beginning to read: Split & assemble, pbtdkcgfvsz. Recordings
Read right word BEGINL02.LST pbtdkcgfvsz TWO OPTIONS

Beginning to read 02d Write

Arrange letters BEGINA02.LST Beginning to read: pbtdkcgfvsz. Pictures. Recordings
The keyboard is not used until upper-lower case has been taught in Step 5b.

aeiou pbtdkcgfvszjmn

Beginning to read 03a Sounds

The first sound PHONSND2.LST Contrasting sounds, pbtdkcgfvszjmn. Pictures. Recordings
How many sounds? BEGINQ03.LST Count the **sounds** (2-3) Quantity pictures. Recordings.
Sounded words FPLSCSN0.LST LSC words - 3 letters, pbtdkcgfvsz. Sounded phonemes!

Beginning to read 03b Letters

Sound and letter PHONLC03.LST Select the letter. 3: aeiou pbtdkcgfvszjmn. Recordings
Beginning to read BEGIN_03.LST Beginning to read 3 (VC, CVC) (pbtdkcgfvszjmn) Recordings

Beginning to read 03c Words

Beginning to read BEGIN_03.LST Beginning to read 3 (VC, CVC) (pbtdkcgfvszjmn) Recordings
Sound split BEGINS03.LST Beginning to read: Split & assemble, pbtdkcgfvszjmn. Recordings
Read right word BEGINL03.LST pbtdkcgfvszjmn TWO OPTIONS

Beginning to read 03d Write

Arrange letters BEGINA03.LST Beginning to read: pbtdkcgfvszjmn. Pictures. Recordings

aeiou pbtdkcgfvszjmnhw

Beginning to read 04a Sounds

The first sound	PHONSND3.LST	Contrasting sounds, pbtdkcgfvszjmnhw. Pictures. Recordings
Sound memory	18.LST	Basic
Sounded words	FPLSCSN0.LST	LSC words - 3 letters, pbtdkcgfvsz. Sounded phonemes! Pictures. Recordings

Beginning to read 04b Letters

Sound and letter	PHONLC04.LST	Select the letter. 4: aeiou pbtdkcgfvszjmnhw. Recordings
Beginning to read	BEGIN_04.LST	Beginning to read 4 (VC, CVC) (pbtdkcgfvszjmnhw) Recordings

Beginning to read 04c Words

Beginning to read	BEGIN_04.LST	Beginning to read 4 (VC, CVC) (pbtdkcgfvszjmnhw) Recordings
-------------------	--------------	---

Beginning to read 04d Write

aeiou pbtdkcgfvszjmnhwlr, ll

Beginning to read 05a Sounds

The first sound	PHONSND4.LST	Contrasting sounds, pbtdkcgfvszjmnhwlr. Pictures. Recordings
Sound memory	18.LST	No digraphs
How many sounds?	BEGINQ05.LST	Count the sounds (2-4) Quantity pictures. Recordings.
Sounded words	FPLSCSN1.LST	LSC words - 3 letters, pbtdkcgfvszjmnhwlr. Sounded phonemes! Pictures. Recordings

Beginning to read 05b Letters

Sound and letter	PHONLC05.LST	Select the letter. 5: aeiou pbtdkcgfvszjmnhwlr. Recordings
Beginning to read	BEGIN_05.LST	Beginning to read 5 (VC, CVC) (pbtdkcgfvszjmnhwlr) Recordings
Keyboard letters	WRLETT1.LST	Write the letter with the keyboard.
Belong together	UPLOW.LST	Match upper with lower case. <i>Comic sans MS</i> .

Beginning to read 05c Words

Beginning to read	BEGIN_05.LST	Beginning to read 5 (VC, CVC) (pbtdkcgfvszjmnhwlr) Recordings
Double L	BEGINDL.LST	Beginning to read. Double final L. Pictures. Recordings
Sound split	BEGINS05.LST	Beginning to read: Split & assemble, pbtdkcgfvszjmnhwlr. Recordings
Read right word	BEGINL05.LST	pbtdkcgfvszjmnhwlr, ll TWO OPTIONS

Beginning to read 05d Write

Belong together	UPLOW.LST	Match upper with lower case. <i>Comic sans MS</i> . (Repetition)
Arrange letters	BEGINA05.LST	Beginning to read: pbtdkcgfvszjmnhwlr. Pictures. Recordings The keyboard is now used for writing words for the first time. Upper-lower case has been taught in step 05b.
Read write	BEGINL05.LST	pbtdkcgfvszjmnhwlr, ll Two options Alwo write (DEBUT)
Write the word	LSCW3X.LST	LSC words, 3 letters, only CVC. Pictures. Recordings

sh ch th ng ck kw ll

To understand that a digraph represents *only one sound*, children have to go back and explore mouth movements, and do listening exercises to make this point stick. The teacher can introduce the "sound picture" (letter pair) written on *one single* alphabet tile or card, not two separate letter tiles pushed together.

Beginning to read 06a Sounds

The first sound	PHONSND5.LST	Contrasting sounds, all + sh ch th. Pictures. Recordings
How many sounds?	BEGINQ06.LST	Count the sounds (2-4) Quantity pictures. Recordings.
Sound memory	18.LST	Mixed
Sounded words	BEGINF06.LST	Basic words - sh ch th ng kw. Sounded phonemes! Pictures. Recordings

Beginning to read 06b Letters

Sound and digraph	PHONLC06.LST	Select the letters. 6: consonant digraphs. Recordings
Beginning to read	BEGIN_06.LST	Beginning to read 6 (consonant digraphs) (sh ch th ng ck kw) Recordings
Belong together	UPLOW.LST	Match upper with lower case. <i>Comic sans MS.</i> (Repetition)

Beginning to read 06c Words

Beginning to read	BEGIN_06.LST	Beginning to read 6 (consonant digraphs) (sh ch th ng ck kw) Recordings
Double L	BEGINDL.LST	Beginning to read. Double final L. Pictures. Recordings (Repetition)
Sound split	BEGINS06.LST	Beginning to read: Split & assemble, sh ch th ng ck kw ll. Recordings
Read right word	BEGINL06.LST	Beginning to read: words with sh ch th ng ck kw. Recordings

Beginning to read 06d Write

Belong together	UPLOW.LST	Match upper with lower case. <i>Comic sans MS.</i> (Repetition)
Read write	BEGINL06.LST	Beginning to read: words with sh ch th ng ck kw. Recordings Also write
Arrange letters	BEGINA05.LST	Beginning to read: pbtckcgfvszjmnhwlr. Pictures. Recordings (Repetition)
Write the word	BEGINW06.LST	Beginning to read 6: Consonant digraphs. Pictures. Recordings

bit-bite, etc. a--e i--e o--e u--e

E-controlled vowel spellings introduce a new principle in which a digraph can be *split apart* by a consonant and still work together. The *e* controls, in this case, the pronunciation of the preceding vowel *at a distance*.

Beginning to read 07a Sounds

How many sounds?	BEGINQ07.LST	Count the sounds (2-3) Quantity pictures. Recordings.
Build the word	FLLSC3.LST	First letter (3 letters). LSC. Pictures. Recordings

Beginning to read 07b Letters

Beginning to read	BEGIN_07.LST	Beginning to read 7 (e-controlled vowel, bit-bite, etc.)
Belong together	UPLOW.LST	Match upper with lower case. <i>Comic sans MS.</i> (Repetition)

Beginning to read 07c Words

Double L	BEGINDL.LST	Beginning to read. Double final L. Pictures. Recordings (Repetition)
Read right word	BEGINL07.LST	Beginning to read: e-controlled vowel, bit-bite, etc. Recordings

Beginning to read 07d Write

Read write	BEGINL07.LST	Beginning to read: e-controlled vowel, bit-bite, etc. Recordings Also write
Arrange letters	BEGINA07.LST	Beginning to read: e-controlled vowel, bit-bite, etc. Pictures. Recordings
Write the word	BEGINW07.LST	Beginning to read 7: e-controlled vowel, bite, etc. Pictures. Recordings

CCVC clusters

Consonant clusters are two or more sounds and must not be confused with digraphs (one sound). We begin with clusters spelt with single letters, those the child has already learned.

Beginning to read 08a Sounds

Sounded words	BEGINF08.LST	Basic words - CCVC clusters. Sounded phonemes! Pictures. Recordings
Build the word	FLLSC4.LST	First letter (4 letters). LSC. Pictures. Recordings
How many sounds?	BEGINQ08.LST	Count the sounds (3-4) Quantity pictures. Recordings.
Syllable memory	MEMSYLL2.LST	Syllable memory. CCV syllables. White cards. Recordings

Beginning to read 08b Letters

Beginning to read	BEGIN_08.LST	Beginning to read 8 (CCVC clusters) Recordings
Syllable memory	BEGINSY1.LST	Beginning to read 8: CCV syllables. Text cards. Recordings

Beginning to read 08c Words

Sound split	BEGINS08.LST	Beginning to read: Split & assemble, CCVC clusters. Recordings
Read right word	BEGINL08.LST	Beginning to read: CCVC clusters. Recordings

Beginning to read 08d Write

Read write	BEGINL08.LST Beginning to read: CCVC clusters. Recordings
Arrange letters	BEGINA08.LST Beginning to read: CCVC clusters. Pictures. Recordings
Write the word	BEGINW08.LST Beginning to read 8: CCVC words. Pictures. Recordings

plan-plane, etc. (initial cluster)

Beginning to read 09a Sounds

Bit or bite	DURSLNT1.LST Long vowel always. Easy words. Recordings
How many sounds?	BEGINQ09.LST Count the sounds (3-4) Quantity pictures. Recordings.

Beginning to read 09b Letters

Beginning to read	BEGIN_09.LST Beginning to read 9, e-controlled vowel transformation, plan-plane, etc.
Belong together	UPLOW.LST Match upper with lower case. <i>Comic sans MS.</i> (Repetition)

Beginning to read 09c Words

Plan or plane	DURSLNT2.LST Long or short vowel. Easier words. Recordings
---------------	--

Beginning to read 09d Write

Read write	BEGINL09.LST Beginning to read: e-controlled vowel, plan-plane, etc. Recordings
Arrange letters	BEGINA09.LST Beginning to read: e-controlled vowel, plan-plane, etc. Pictures. Recordings
Write the word	BEGINW09.LST Beginning to read 9: e-controlled vowel, plane, etc. Pictures. Recordings

CVCC, CCVCC, CCCVC clusters, final ff ss ll

Beginning to read 10a Sounds

Sounded words	BEGINF10.LST Basic words - CVCC, CCVCC, CCCVC clusters. Sounded phonemes! Pictures. Recordings
How many sounds?	BEGINQ10.LST Count the sounds (2-5) Quantity pictures. Recordings.
Syllable memory	MEMSYLL5.LST Syllable memory. CCCV syllables. White cards. Recordings

Beginning to read 10b Letters

Beginning to read	BEGIN_10.LST Beginning to read 10 (CVCC, CCVCC, CCCVC clusters, -ff -ss -ll)
Double end	BEGINLFS.LST Beginning to read. Double final LFS. Pictures. Recordings
Syllable memory	BEGINSY2.LST Beginning to read 10: CCCV syllables. Text cards. Recordings

Beginning to read 10c Words

Sound split	BEGINS10.LST Beginning to read: Split & assemble, other clusters and final ff ss ll. Recordings
Read right word	BEGINL10.LST Beginning to read: all clusters and ff ss ll. Recordings

Beginning to read 10d Write

Read write	BEGINL10.LST Beginning to read: all clusters and ff ss ll. Recordings
Arrange letters	BEGINA10.LST Beginning to read: CCVC, CVCC, CCVCC, CCCVC clusters. Pictures. Recordings
Write the word	BEGINW10.LST Beginning to read 10: CVCC, CCVCC, CCCVC, -ff, -ss, -ll. Pictures. Recordings

Plurals

Introduce plurals after consonants are secure. Plurals are always spelt s or es even though they sound /z/ or /ez/ most of the time. The only time that the letter s sounds /s/ is when it follows /f/ k/ /p/ /t/ (cliffs, bricks, caps, cats). Children will need to be taught about plurals (spelt s but sound /z/) so no one gets confused.

Beginning to read 11a Sounds

Beginning to read 11b Letters

Beginning to read	BEGIN_11.LST Beginning to read 11 (plurals) Recordings
Double end	BEGINLFS.LST Beginning to read. Double final LFS. Pictures. Recordings (Repetition)

Beginning to read 11c Words

Beginning to read 11d Write

Arrange letters	BEGINA11.LST Beginning to read: plurals. Pictures. Recordings
Write the word	BEGINW11.LST Beginning to read 11: plurals. Recordings

vowels spelt with O: oo oo ou oi

The children should have practiced enough consonant digraphs to be comfortable with the fact that double letters are "sound pictures" for one sound. The teacher must be aware that apart from poor phonemic awareness *vowel digraphs are the single most important cause of reading and spelling problems.*

Beginning to read 12a Sounds

Build the word	FLLSC4.LST First letter (4 letters). LSC. Pictures. Recordings (Repetition)
Long or short OO	MPOO.LST Realize distinction long/short oo. (Lines.) Recordings

Beginning to read 12b Letters

Beginning to read	BEGIN_12.LST Beginning to read 12 (vowels spelt with O) Recordings
-------------------	--

Beginning to read 12c Words

Sound split	BEGINS12.LST Beginning to read: Split & assemble, vowels spelt with O. Recordings
Read right word	BEGINL10.LST Beginning to read: all clusters and ff ss ll. Recordings (Repetition)

Beginning to read 12d Write

Write the word	BEGINW12.LST Beginning to read 12: vowels spelt with O. Pictures. Recordings
----------------	--

vowel followed by R: ar er ir or ur

In some US dialects and in England and Canada, final /r/ is softened to /ah/ or /uh/ to create a single vowel sound together with the vowel, 'motheh' instead of 'motherrr'. The teacher needs to understand and explain that the r *alters* the pronunciation of the preceding vowel (cat>car). Examples: **far, her, fir, for** (also spelt as in soar, tore, four, war, door), **fur**.

Beginning to read 13a Sounds

Beginning to read 13b Letters

Beginning to read	BEGIN_13.LST Beginning to read 13 (vowel followed by R) Recordings
-------------------	--

Beginning to read 13c Words

Sound split	BEGINS13.LST Beginning to read: Split & assemble, vowel followed by R. Recordings
-------------	---

Beginning to read 13d Write

Arrange letters	BEGINA13.LST Beginning to read: vowel followed by R. Pictures. Recordings
Write the word	BEGINW13.LST Beginning to read 13: vowel followed by R. Pictures. Recordings

k or c or ck and x or ks and x or cks

The letter x stands for /ks/ spelt in the singular as x and in the plural as ks or cks. The child might notice that /ks/ is "two sounds" and that's OK. Just tell her that she is a very good listener.

Beginning to read 14a Sounds

Beginning to read 14b Letters

Beginning to read	BEGIN_14.LST Beginning to read 14 (k or c or ck, and x/ks, x/cks) Recordings
-------------------	--

Beginning to read 14c Words

Sound split	BEGINS14.LST Beginning to read: Split & assemble, k c ck x. Recordings
-------------	--

Beginning to read 14d Write

Arrange letters BEGINA14.LST Beginning to read 14: k c ck x ks cks. Pictures. Recordings
Write the word BEGINW14.LST Beginning to read 14: k c ck x ks cks. Pictures. Recordings

the vowel sound aw

In some English-speaking regions the /aw/ sound has fallen together with the /o/ sound (law and dog). Depending on your dialect, teach this either as a new vowel sound, or as an alternative spelling of /o/.

Beginning to read 15a Sounds

Beginning to read 15b Letters

Beginning to read BEGIN_15.LST Beginning to read 15 (the vowel sound aw) Recordings

Beginning to read 15c Words

Sound split BEGINS15.LST Beginning to read: Split & assemble, the vowel sound aw. Recordings

Beginning to read 15d Write

Arrange letters BEGINA15.LST Beginning to read 15: the vowel sound aw. Pictures. Recordings
Write the word BEGINW15.LST Beginning to read 15: the vowel sound aw. Pictures. Recordings

the letter y

Y is not a consonant. It is an alternative spelling for several vowel sounds (baby, cry, gym). The initial sound in 'yellow' is a very brief vowel, having consonant status linguistically in the syllable structure, but still being a vowel phonetically.

Beginning to read 16a Sounds

Beginning to read 16b Letters

Beginning to read BEGIN_16.LST Beginning to read 16 (the letter Y) Recordings

Beginning to read 16c Words

Sound split BEGINS16.LST Beginning to read: Split & assemble, the letter Y. Recordings

Beginning to read 16d Write

Arrange letters BEGINA16.LST Beginning to read 16: the letter Y. Pictures. Recordings
Write the word BEGINW16.LST Beginning to read 16: the letter Y. Pictures. Recordings

the letter c

The letter c is pronounced /s/ before e i y and /k/ in all other places except before h where it is part of a digraph. (This is the only spelling rule in our language that is completely consistent.)

Beginning to read 17a Sounds

Beginning to read 17b Letters

Beginning to read BEGIN_17.LST Beginning to read 16 (the letter C) Recordings

Beginning to read 17c Words

Sound split BEGINS17.LST Beginning to read: Split & assemble, the letter C. Recordings

Beginning to read 17d Write

Arrange letters BEGINA17.LST Beginning to read 17: the letter C. Pictures. Recordings
Write the word BEGINW17.LST Beginning to read 17: the letter C. Pictures. Recordings

easy new vowel digraphs, ai ay oi oy

Some vowel digraphs (one sound = two letters) are more 'true' than others regarding letter-sound correspondence. These are trained here. (The other ones should be trained later, one at a time.) Ai and oi have a few exceptions (said, tortoise), not trained here. Digraphs followed by r (hair) are not trained here; they are trigraphs (one vowel = three letters).

Beginning to read 18a Sounds

Beginning to read 18b Letters

Vowel spellings BEGINV18.LST Vowel spellings (ai ay oi oy). Simple words. Pictures. Recordings
Beginning to read BEGIN_18.LST Beginning to read 18 (easy vowel digraphs) Recordings

Beginning to read 18c Words

Sound split BEGINS18.LST Beginning to read: Split & assemble, ai ay oi oy. Recordings

Beginning to read 18d Write

Arrange letters BEGINA18.LST Beginning to read 18: ai ay oi oy. Pictures. Recordings
Write the word BEGINW18.LST Beginning to read 18: ai ay oi oy. Pictures. Recordings

other new vowel digraphs, au ea ee eo ie oa ou ue ui uy

There are 18 vowels spelt in 50 different ways. Vowel digraphs are the most important cause of reading and spelling problems. The vowels should be introduced one at a time. In this exercise, however, they are mixed. The vowel spellings with GH are not yet introduced (daughter) (step 20).

Beginning to read 19a Sounds

Beginning to read 19b Letters

Fit feet Long-short vowel DURVOW1.LST Long or short vowel (feel-fill fool-full etc). Recordings
Vowel spellings BEGINV19.LST Vowel spellings (au ea ee eo ie oa ou ue ui). Simple words. Pictures. Recordings
Beginning to read BEGIN_19.LST Beginning to read 19 (other vowel digraphs) Recordings

Beginning to read 19c Words

Sound split BEGINS19.LST Beginning to read: Split & assemble, other vowel digraphs. Recording

Beginning to read 19d Write

Arrange letters BEGINA19.LST Beginning to read 19: other vowel digraphs. Pictures. Recordings
Write the word BEGINW19.LST Beginning to read 19: other vowel digraphs. Pictures. Recordings

all vowel digraphs introduced so far (a--e i--e o--e u--e oo oo ar er ir or ur aw ai ay ey oi oy au ea ee eo ie oa ou ue ui uy) with the addition of e--e augh eigh igh ough

Some new words are introduced for which there are no rules (here, there, eight, daughter, night, etc), and a few common words with very uncommon spellings (straight)

Beginning to read 20a Sounds

Beginning to read 20b Letters

Dark duck Long-short vowel DURVOW2.LST Long or short vowel (dark-duck fawned-fond etc). Recordings
Vowel spellings BEGINV20.LST Vowel spellings (e--e augh eigh igh ough). Pictures. Recordings
Beginning to read BEGIN_20.LST Beginning to read 20 (all vowel digraphs) Recordings

Beginning to read 20c Words

Sound split

BEGINS20.LST Beginning to read: Split & assemble, all vowel digraphs. Recordings

Beginning to read 20d Write


Arrange letters

BEGINA20.LST Beginning to read 20: all vowel digraphs. Pictures. Recordings

Write the word

BEGINW20.LST Beginning to read 20: all vowel digraphs. Pictures. Recordings

When step 20 is completed, continue with the profiles of the Primary National Strategy series (Year R Term 1, etc.).



We are very grateful to:

- 1) **Diane McGuinness**, *Why Our Children Can't Read And What We Can Do About It*. Simon & Shuster - Touchstone, New York, 1997.